

CAPITAL



M/V CROWN PRINCESS

BUILT: 2005

BUILDER: Tsuneishi Shipbuilding Company - Japan

CLASS: LRS

FLAG: PANAMA



VESSEL MAIN PARTICULARS

Type of vessel:	Bulk Carrier
Summer deadweight:	52,347 MT
Summer draft:	12.022 m
LOA:	189.99 m
Beam:	32.260 m
GT / NT:	30,046 / 18,207
Grain capacity:	67,756.30 m ³
Bale capacity:	65,600.50 m ³
TPC at summer draft:	55,5

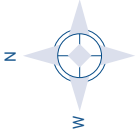


CARGO ARRANGEMENT

Cargo holds / hatches:	5 holds / 5 hatches strengthened for heavy cargoes with alternate hold loading. Holds No2 and No4 may be empty when other full
Australian hold ladder:	Fitted in all holds
Cargo holds corrosion protection:	Modified epoxy paint
Cranes/SWL:	4 x 30 T
Grabs / capacity:	4 sets of electro-hydraulic type of 12 MT capacity each
Tank top strength:	No.1 & 5 - 22 MT/ m ² , No.2 & 4 - 17 MT/ m ² , no.3 - 25 MT/ m ²
Hatch dimensions:	No 1: L 20,4 M X B 18,4 M, No 2,3,4 & 5 L 21,25 M X B 18,4 M
Hold dimensions:	L X W on tanktop x Hmax height No 1: 28.10 m x FWD 17.20 /AFT 30.80 m x 16.20 m No 2,4: 30.40 m x FWD 31.20 m x 15.30 No 3: 28.10 m x FWD 31.00 m x 15.30 No 5: 28.90 m x FWD 31.20 m/AFT 30.00 m x 15.30 m

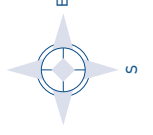
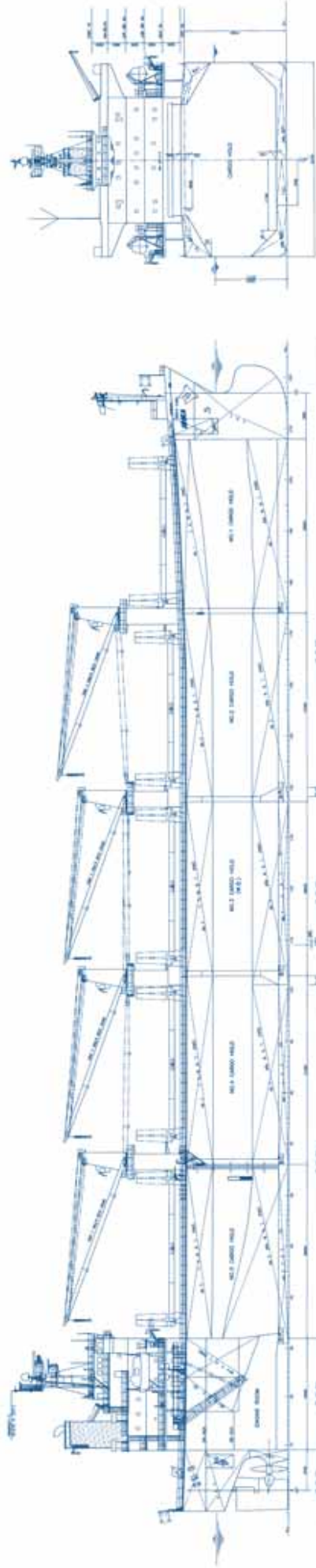
PROPULSION

Main engine:	Mitsui B & W 6S50 MC (MARK 6) 7800 kW (10605 bhp) at 116 RPM
Propeller type:	Fixed pitch propeller
Generators:	5DK-20 DAIHATSU (SHANGHAI) 4 x 480 kW x 900 RPM



CAPITAL

SHIP MANAGEMENT CORP



M/V CROWN PRINCESS

3, Iassonos St., Piraeus 185 37, GREECE
Tel: +30 210 4584900, Fax: +30 210 4285679
e-mail: info@capitalship.gr - www.capitalship.gr